

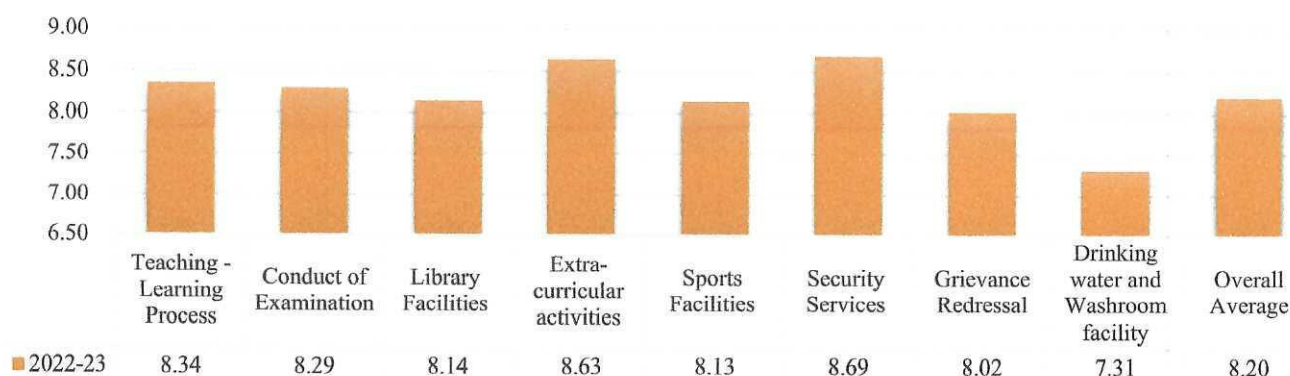


Feedback Analysis

(2022 – 23)

The Students' Satisfaction Analysis for the academic year 2022-23 demonstrates a positive trend in the overall satisfaction of students, as reflected in the Overall Average score of 8.20. The satisfaction scores are given on a scale of 1 to 10, with higher scores indicating greater satisfaction. (Excellent: 8.01-10.00, Very good: 6.01 – 8.00, Good: 4.01-6.00, Average: 2.01 -4.00 and Below Average: 0-2.00)

Students' Satisfaction Analysis 2022-23



- Notable findings include high satisfaction levels with the Teaching-Learning Process (8.34), indicating effective instructional methods and engagement in the learning process. The Conduct of Examination scored 8.29, showcasing satisfaction with the fairness and organization of examination processes. Library Facilities received a positive score of 8.14, suggesting a moderately satisfying experience, while Extra-curricular activities scored impressively at 8.63, indicating a strong positive response to the variety of activities offered.
- Security Services received a high score of 8.69, demonstrating a sense of safety on campus. Grievance Redressal scored 8.02, indicating a satisfactory mechanism for resolving student concerns.
- Sports Facilities scored 8.13, presenting an opportunity for improvement to enhance the physical and recreational aspects of student life. Drinking water and Washroom facilities scored 7.31, suggesting a need for attention to maintain cleanliness and accessibility.

Overall, the findings highlight several strengths and point to specific areas for targeted improvements to further enhance the overall satisfaction of students.

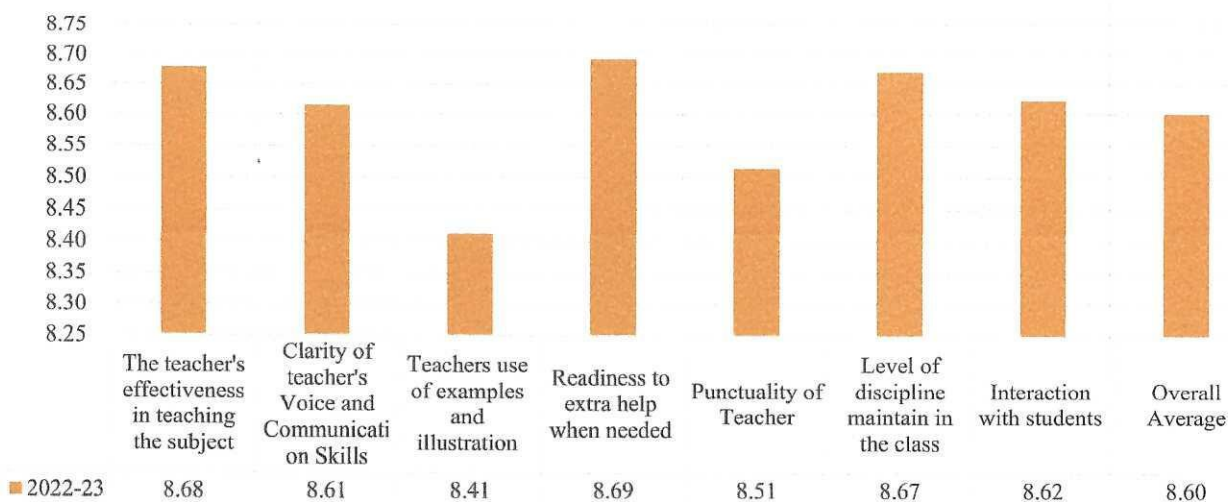
To address the findings, IQAC recommended;

- to leverage the positive trends observed in the Teaching-Learning Process, Conduct of Examination, and Extra-curricular activities by sustaining and possibly expanding initiatives that contribute to these positive experiences.
- Improving Sports Facilities should be prioritized to cater to the recreational needs of students. Continuous monitoring and improvement of Drinking water and Washroom facilities are crucial to ensure cleanliness and accessibility.
- While Security Services and Grievance Redressal received high scores, regular assessments and enhancements in these areas should be pursued to maintain a safe and supportive environment.

Establishing a proactive feedback mechanism and involving students in decision-making processes will contribute to ongoing improvements that align with student expectations. These recommendations aim to fortify the positive aspects identified and address specific areas for enhancement in the upcoming academic years.

The Teaching Feedback Analysis for the academic year 2022-23 reflects a positive overall sentiment among students, with a commendable Overall Average score of 8.60. The satisfaction scores are given on a scale of 1 to 10, with higher scores indicating greater satisfaction. (Excellent: 8.01-10.00, Very good: 6.01 – 8.00, Good: 4.01-6.00, Average: 2.01 -4.00 and Below Average: 0-2.00)

Teaching Feedback Analysis 2022-23



The following findings are drawn from the above data:

- Notable findings include high scores in various dimensions, affirming the effectiveness of the teaching staff. The teacher's effectiveness in teaching the subject scored 8.68, indicating strong approval of instructional methods. Clarity of the teacher's voice and communication skills scored 8.61, suggesting effective and transparent communication within the classroom.
- Teachers' use of examples and illustration, although slightly lower at 8.41, still contributes to a comprehensive understanding of the subject matter. The readiness to provide extra help when needed and punctuality of teachers scored 8.69 and 8.51, respectively, showcasing a commitment to student support and a professional learning environment.
- The level of discipline maintained in the class received a high score of 8.67, creating an organized and conducive atmosphere for learning. Interaction with students scored positively at 8.62, indicating positive and engaging teacher-student relationships. While the Overall Average is strong, addressing the slight dip in the use of examples and illustrations could further enhance the teaching experience


These efforts will contribute to the overall satisfaction and success of the teaching process.

Based on the above findings IQAC made the following Recommendations:

- To build upon the positive trends identified, it is recommended to continue professional development initiatives for teachers, focusing on advanced instructional methods and communication skills.
- Encouraging teachers to incorporate a diverse range of examples and illustrations in their teaching can enhance the overall learning experience. Sustaining the readiness to provide extra help and punctuality is crucial, as these elements contribute significantly to student support and a disciplined learning environment.
- Positive teacher-student interactions should be sustained and further fostered, potentially through mentoring programs or additional collaborative initiatives.

Regular feedback sessions and communication channels between students and teachers should be maintained to ensure ongoing alignment with student expectations




Principal
B. K. Birla College, Kalyan.
(Empowered Autonomous Status)